



Veterinary  
Professional  
Development



First Class Continuing Education Worldwide

# Equine Workshops Europe Autumn 2025



## INDUSTRY PARTNERS

Global Industry Partners



Boehringer Ingelheim's Industry Partnership excludes VetPD's Destination Events

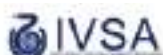
*"VetPD's Online Learning is the single best quality and value-for-money out there, worldwide.  
Nothing else comes even close!"*

Dr. Bruce Bladon, Donnington Grove Equine Vets, UK

## VETERINARY PARTNERS



EquiManagement



# Ultrasound-Guided Orthopaedic Injection Techniques & Therapies

Fri 28 - Sat 29 November

Liphook Equine Hospital, Guilford, UK

Developed for equine practitioners with an interest in lameness and poor performance investigation to advance their practical skills of performing ultrasound-guided orthopaedic injections and minimally invasive ultrasound-assisted surgical techniques. Under the guidance of internationally recognised experts, attendees will train on innovative equine anatomic replica simulators, only available on VetPD courses, as well as on specimens in genuinely small-groups (2-4 vets/machine).

**Roger Smith**  
**Russell Parker**  
**David Stack**

MA, VetMB, PhD, DEO, FHEA, Dipl.ECVSMR, Dipl.ECVS, ECVDI Assoc., FRCVS – Royal Veterinary College, UK  
BVSc., MSc., Dipl.ECVS, MRCVS – Liphook Equine Hospital, UK  
MVB, MSc, DVMS, FHEA, Dipl.ECVS, MRCVS – University of Liverpool, UK



## Advanced Equine Ophthalmology

Fri 24 - Sat 25 October

Tiergesundheitszentrum Isernhagen,  
Hannover, Germany

This course was devised for equine practitioners with a good working knowledge in equine ophthalmology and provides an update on recently developed cutting-edge diagnostic/therapeutic techniques and medications. The 7 hours of workshops will allow attendees to hone their practical skills on live horses and specimens in true small groups under the watchful eye of some of the most highly respected and experienced equine ophthalmologists worldwide.

**Dennis Brooks**

DVM, PhD, Dipl.ACVO – Peterson Smith Equine Hospital;  
Brazos Valley Equine Hospital, USA

**Michala de Linde Henriksen**

DVM, PhD, Dipl. ACVO – North Carolina State University, USA

## Advanced Mare Reproduction

Fri 29 - Sat 30 August

Klinisches Zentrum für Reproduktion, Vienna, Austria

This practical course is aimed at practitioners with a good working knowledge in the field of equine mare reproduction and provides a critical update on the management of mares for artificial insemination, on different causes that lead to mares being barren and how to investigate and treat these problems (incl. hysteroscopy). The 2nd day will focus on the pregnant mare with management of twin pregnancies, foetal sexing, different pregnancy-related problems and peri-partum emergencies (incl. dystocia & retained foetal membranes etc.) The 7 hours of practical / case-based sessions will give attendees plenty of opportunity to put theory into practice on barren-pregnant mares and cadavers in small groups (2-4 attendees per ultrasound machine).

**James Crabtree**  
**Anthony Claes**  
**Christine Aurich**

BVM&S, CertEM(StudMed), FRCVS – Equine Reproductive Services, UK  
DVM, PhD, Dipl.ACT – Utrecht University, The Netherlands  
Ao.Univ.-Prof., Dipl.ECAR, Dr.med.vet. – Vetmeduni Vienna, Austria







## Arabian Nights: Omani Desert, Culture & Beach Boutique CE Experience

*6 Days of Expert Lectures, Case Discussions & Unforgettable Desert-to-Coast Exploration*

**November 2 - 8, 2025**

**ANDREA BISCHOFBERGER** - PD, Dr. med. vet., PhD, Dipl.ACVS/ECVS, Dipl.ECVDI

**HARRY CARSLAKE** - MA, VetMB, PhD, Dipl.ACVIM, Dipl.ECEIM, SFHEA, MRCVS

**SAMA Al Wasil Desert Camp & Shangri-La Barr Al Jissah  
Muscat, Oman**



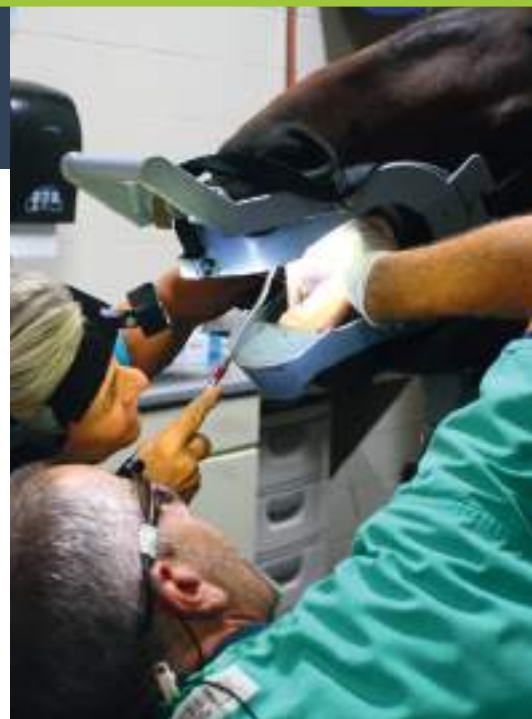
# Modern Diagnostic & Therapeutic Techniques in Equine Dentistry

Fri 19 - Sat 20 September Tierklinik Leimental, Basel, Switzerland

Developed for practitioners with experience in the field of equine dentistry this course provides a comprehensive overview on diagnostic and therapeutic techniques through lectures and extensive workshops (7hrs, 2-3 vets per specimen) covering oral examination, radiography, motorized rasping, local anaesthetic techniques, periodontal therapies & incisor, canine and cheek tooth extraction techniques.

**Rob Pascoe**  
**Elke Pollaris**

BVSc, F/NCED, Dipl.AVDC(Eq), FRCVS – Equine Dentistry Referrals Ltd, UK  
MSc, PhD, Dipl.EVDC(Eq) – Equine Clinic De Morette, By Equine Care Group, Belgium



## Oral Dental Extraction Techniques (max. 24 vets)

Fri 31 Oct - Sat 1 November Veterinární Klinika Heřmanův Městec, Pardubice, Czech Republic  
Fri 12 - Sat 13 December Hanseklínik für Pferde, near Hamburg, Germany

This 2-day highly practical boutique course (max. 24 attendees) is aimed at practitioners with a good working knowledge in equine dentistry who want to learn about various oral dental extraction techniques and how to apply them clinically. The specialists will share tips/tricks and pearls of wisdom especially during the 8 hours of practical sessions on equine specimens in true small groups (2-3 vets per specimen).

**Rob Pascoe**  
**Elke Pollaris**

BVSc F/NCED, Dipl.AVDC(Eq), FRCVS – Equine Dentistry Referrals Ltd, UK  
MSc, PhD, Dipl.EVDC(Eq) – Equine Clinic De Morette, By Equine Care Group, Belgium

## Hindlimb Lameness Diagnostics & Therapeutics Workshop

Fri 26 - Sat 27 September Equi Vet Serwis, Poznań, Poland

Developed for equine veterinarians who have experience with lameness investigations, this practical course provides a critical overview of possible causes of hindlimb lameness, diagnostic anaesthetic strategies and how to interpret nerve and joint block results, via a regio-anatomic approach. Discussions on the upper hindlimb as a cause of lameness (hip joint, pelvic and sacroiliac problems) and on systemic and intra-articular joint therapies will round the course off. The 7 hours of practical and case-based sessions will give attendees plenty of opportunity to further their practical skills on live horses and limb specimens in small groups (2-4 people per ultrasound machine).

**Roger Smith**  
**Fran James**

MA, VetMB, PhD, FHEA, DEO, Dipl.ECVS, Dipl.ECVSMR, ECVDIAssoc., FRCVS – Royal Veterinary College, UK  
MA, VetMB, Dipl.ACVC, Dipl.ACVCMSR, Dipl.ECVS, MRCVS – Newmarket Equine Hospital, UK





## Advanced Equine Cardiology (max. 25 vets)

Fri 26 - Sat 27 September

Pferdeklinik am Kirchberg GmbH, Munich, Germany

This course is aimed at equine clinicians with a good working knowledge of equine cardiology. The world-renowned speakers/instructors will cover heart murmurs, myocardial disease, tissue doppler imaging, echocardiography measurements, speckle tracking, 4D echocardiography, management of atrial fibrillation, right heart function, mapping/ablation of atrial arrhythmias and interpretation of exercising ECGs through lectures and 10 hours of echocardiography in small groups. (max. 4 participants per instructor) and interactive case-discussions.

**Virginia Reef**

BA, DVM, Dipl.ACVM, Dipl.ACVMR, Cardiology, h.c. (Ghent University) – University of Pennsylvania, USA

**Gunther van Loon**

DVM, PhD, Dipl.ECEIM, Ass.Member ECVI – Ghent University, Belgium

**Fe ter Woort**

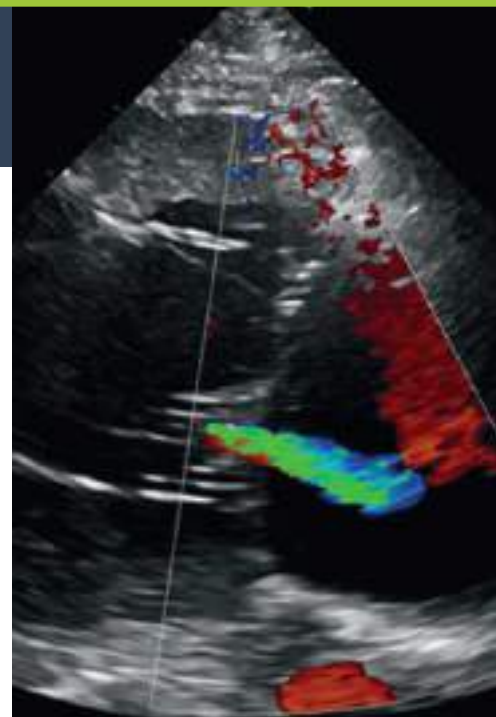
DVM, DVSc, Dipl.ACVM, Dipl.ECVSMR – Equine Sports Medicine Practice, Belgium

**Annelies Declodt**

DVM, PhD – Ghent University, Belgium

**Charlotte Hopster-Iversen**

Med.Vet, PhD, Dipl.ECEIM – University of Copenhagen, Denmark



## New Developments in Diagnostic & Therapeutic Techniques of Equine Neck Conditions

Fri 3 - Sat 4 October

Mälaren Hästklinik AB, Stockholm, Sweden

Over the past two decades the equine cervical spine has been extensively researched and advanced imaging modalities like CT and CT-myelography have revolutionized diagnostic and therapeutic capabilities available to equine practitioners. This highly practical course will provide equine practitioners with the knowledge and practical skills to competently examine, diagnose and treat horses affected by neck conditions through the following practical sessions: Neurologic examination (ataxia vs. lameness), CSF tap techniques (incl. US-guidance), neck ultrasound, facet joint injections, x-ray of the neck/head, guttural pouch endoscopy, nerve blocks for headshakers, neck conditions case-discussions, cervical fusion surgery & myelogram demonstrations.

**Monica Aleman**

DVM, PhD, Dipl.ACVM – UC Davis, USA

**Jonathan Anderson**

BVM&S, Dipl.ACVS, MRCVS – Rainbow Equine Hospital, UK



## Equine Head Trauma/Conditions & Sinus Access – A Practitioner's Approach

Fri 5 - Sat 6 December

Pferdegeseundheit Rhein Main, Frankfurt, Germany

Head trauma/conditions are frequently encountered by 1st opinion veterinarians and a significant number of these cases can be appropriately dealt with in the field and don't require specialized equipment. This 2-day highly practical course covers head wounds, facial & jaw fractures, sinus & guttural pouch problems, oral & tongue lacerations, nasofrontal suture periostitis, oral and nasal foreign bodies etc.. The panel of internationally renowned specialists will discuss in detail how to triage horses appropriately and which cases can be treated within your own practice setting. The 7 hours of practical sessions will give attendees plenty of opportunity to further their practical skills in small groups (2-3 attendees per specimen).

**Tim Barnett**

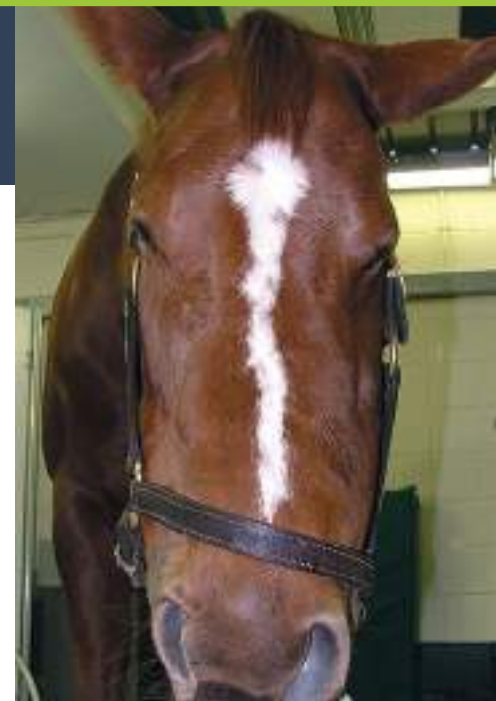
BSc(Hons), BVM&S, MSc, CertAVP, Dipl.ECVS, Dipl.EVDC-Eq, MRCVS – Rosdals Equine Hospital, UK

**Kathrin Mählmann**

Dr. med. vet., Dipl.ECVS, Fachärztin für Pferdechirurgie – Freie Universität Berlin, Germany

**Timo Zwick**

Dr.Med.Vet – Zahnstation Tierklinik Gessertshausen, Germany





Destination Events

# ALPINE ADVENTURE: AUSTRIAN SNOWSPORTS BOUTIQUE CE EXPERIENCE



**17th - 22nd January, 2026**

**SPA HOTEL SEIBLISHOF \*\*\*\***

**ISCHGL, NEAR INNSBRUCK, AUSTRIAN ALPS**

*5 Days of Lectures, Case-Discussions & Skiing*

---

**CHRISTOPH LISCHER - Dr.Med.Vet., Dipl.ECVS, Assoc.Member ECVDI, MRCVS**  
**MATHIJS THEELEN - DVM, PhD, Dipl.ECEIM, EBVS**





# Joint & Tendon Sheath Ultrasound & Therapies Skills Workshop


Fri 10 - Sat 11 October  
Fri 14 - Sat 15 November

Pferdeklinik Pasterk Ebreichsdorf, Vienna, Austria  
Mälaren Hästklinik AB, Stockholm, Sweden

This two-day practical course provides veterinarians with the theoretical and practical skills to competently perform ultrasonography of every joint and tendon sheath of the front- and hindlimb. During the 7 hours of small group sessions (2-4 attendees/ultrasound machine) attendees will have ample opportunity to further develop their skills and discuss joint therapies at the following stations: Coffin, Pastern & Fetlock Joints; Carpus & Carpal Sheath; Digital Flexor Tendon Sheath & Shoulder Joint; Tarsus, Tarsal Bursae & Sheath; Stifle Joint.

**Roger Smith**  
**Carolyn Gerdes**

MA, VetMB, PhD, DEO, FHEA, Dipl.ECVSMR, Dipl.ECVS, ECVDI Assoc., FRCVS – Royal Veterinary College, UK  
MedVet(Hanover), Dipl.ACVMR – Pferdeklinik Hochmoor, Germany



## Advances in Orthopaedic Therapies

Fri 14 - Sat 15 November

Tiergesundheitszentrum Braun in Lahr GmbH,  
Schwarzwald, Germany

The following orthopaedic therapies will be interactively discussed via an evidence-based approach and the speakers will also explain how they personally use these modalities: Autologous conditioned serum & protein solutions, alcohol-facilitated ankylosis, PrP, acellular amnion, autologous vs. allogeneic stem cell therapy, new OA therapeutics (i.e. polyacrylamide hydrogel), bisphosphonates, Adequan/Cartrophen, nutraceuticals, intra-/extra-articular corticosteroid & hyaluronan, sports horse surgeries etc.. Alcohol-facilitated ankylosis of the distal tarsal joints and ultrasound-guided injections will be trained on equine specimens and simulators as part of the workshops.

**Jonathan Anderson**  
**Marc Koene**

BVM&S, Dipl.ACVS, MRCVS – Rainbow Equine Hospital, UK  
Dr.Med.Vet – Tierklinik Lüsche, Germany

## Donkey/Mule Medicine & Orthopaedics

Fri 5 - Sat 6 September Stephansmühle Medizinisches Pferdezentrum, Nuremberg, Germany

This 2-day practical course is designed for veterinarians who want to advance their medical, orthopaedic, dental and surgical skills specific to donkeys. Under the watchful eye of internationally renowned specialists, attendees will be able to hone their practical skills on live donkeys and on specimens in true small groups (2-4 vets per ultrasound machine).

**Patrick Pollock**  
**David Sutton**

BVMS, PhD, CertES(Soft Tissue), Dipl.ECVS, FHEA, FRCVS – University of Glasgow, UK  
MA, VetMB, PhD, CertEM(IntMed), Dipl.ECEIM, MRCVS – University of Glasgow, UK



# Advances in Equine Podiatry Workshop

Fri 17 - Sat 18 October      EMPET Romerike Hesteklinikk, Oslo, Norway

Designed for veterinarians with experience in diagnosing and managing lameness caused by foot pain, this hands-on course focuses on farriery and therapeutic shoeing from the veterinary perspective. The program covers the anatomy and biomechanics of the foot, diagnostic approach and decision-making, followed by lectures on trimming, shoeing, different shoe types, what effect they have on the foot, how to examine the foot and how to approach specific foot problems. The hands-on practical and case based sessions will give attendees plenty of opportunity to put theory into practice on live horses and limb specimens in small groups (2 vets per specimen) and to discuss all aspects of foot trimming, shoeing, foot radiography and general farriery under the supervision of two world-renowned experts.

**Michael Schramme**  
**Simon Curtis**

DVM, CertEO, PhD, Dipl.ECVS, Dipl.ACVS, Dipl.ECVSMR, Assoc. LA-ECVDI – VetAgro Sup, France  
FWCF, BSc (hons), PhD, HonAssocRCVS – Consultant, UK



## Beyond Basics: Practical Advanced Medical Ultrasound

Fri 10 - Sat 11 October  
Fri 5 - Sat 6 December

Lingehoeve Diergeneeskunde Paarden, Lienden, Netherlands  
University of Pisa - Department of Veterinary Medicine, Pisa, Italy

This 2-day practical course is suitable for veterinarians from mixed and equine practice who are keen to develop and update their knowledge and especially their practical skills in medical ultrasound of the following anatomic regions: Abdomen – GI & non-GI organs (percutaneously & transrectally), thorax, eye, and jugular vein. The use of ultrasound for pleural drainage, for collecting biopsy samples and when working up foals will also be discussed. The panel of internationally renowned speakers/instructors will share common diagnostic pitfalls, erroneous image interpretations and practical tips with the attendees.

**Gunther van Loon**  
**Vikki Scott**

DVM, PhD, Dipl.ECEIM, Ass.Member ECVDI – Ghent University, Belgium  
BVetMed, MSc, Dipl.ACVM, MRCVS – University of Glasgow, UK



We are continuously developing new courses and strive to meet your individual professional development needs. Please contact us if you would like us to run a course on a specific topic which is of particular interest to you.

**Call: +44 (0)1234 817123**

**Email: [info@vetpd.com](mailto:info@vetpd.com)**



## Upcoming Destination Events

2 - 8 November 2025	<b>Arabian Nights Boutique Experience</b> - Sama Al Wasil Desert Camp, near Muscat, Oman
16 - 22 November 2015	<b>All-Inclusive Safari Event</b> - Dinokeng Game Reserve, near Johannesburg, South Africa
17 - 22 January 2026	<b>Alpine Adventure: Austrian Snowsports Boutique Equine CE Experience</b> - Spa Hotel Seiblishof****, Ischgl, near Innsbruck, Austrian Alps

## 2025 Courses/Workshops by Country

<b>Austria</b>	<b>Vienna</b>	29 - 30 August	Advanced Mare Reproduction
		10 - 11 October	Joint & Tendon Sheath Ultrasound and Therapies Skills Workshop
<b>Czech Republic</b>	<b>Pardubice</b>	31 October - 1 November	Oral Dental Extraction Techniques
<b>Germany</b>	<b>Frankfurt</b>	5 - 6 December	Equine Head Trauma/Conditions & Sinus Access – A Practitioner's Approach
	<b>Hamburg</b>	12 - 13 December	Oral Dental Extraction Techniques
	<b>Hannover</b>	24 - 25 October	Advanced Ophthalmology
	<b>Munich</b>	26 - 27 September	Advanced Equine Cardiology
	<b>Nuremberg</b>	5 - 6 September	Donkey/Mule Medicine & Orthopaedics
	<b>Schwarzwald</b>	14 - 15 November	Advances in Orthopaedic Therapies
<b>Italy</b>	<b>Pisa</b>	5 - 6 December	Beyond Basics: Practical Advanced Medical Ultrasound
<b>Netherlands</b>	<b>Lienden</b>	10 - 11 October	Beyond Basics: Practical Advanced Medical Ultrasound
<b>Norway</b>	<b>Oslo</b>	17 - 18 October	Advances in Equine Podiatry Workshop
<b>Poland</b>	<b>Poznań</b>	26 - 27 September	Hindlimb Lameness Diagnostics & Therapeutics Workshop
<b>Sweden</b>	<b>Stockholm</b>	3 - 4 October	New Developments in Diagnostic & Therapeutic Techniques of Equine Neck Conditions
		14 - 15 November	Joint & Tendon Sheath Ultrasound and Therapies Skills Workshop
<b>Switzerland</b>	<b>Basel</b>	19 - 20 September	Modern Diagnostic & Therapeutic Techniques in Equine Dentistry
<b>United Kingdom</b>	<b>Guildford</b>	28 - 29 November	Ultrasound-Guided Orthopaedic Injection Techniques & Therapies

RACE-  
Approved

# All-inclusive Safari Event

25 hrs Safari; 30+ hrs of lectures/case discussions & 30+ hrs of wetlabs on live horses/specimens

16 - 22 November 2025, Dinokeng Game Reserve, South Africa

(1h from Johannesburg Airport)

**Natasha Werpy**  
**Harold Schott**  
**Henk van der Veen**  
**Annette Petersen**  
**Christina Eberhardt**  
**Graeme Piketh**

DVM, Dipl.ACVR – Ocala Equine Hospital, USA  
DVM, PhD, Dipl.ACVM – Michigan State University, USA  
DVM, Cert.ISELP – Lingehoeve Diergeneeskunde, The Netherlands  
Dr.Med.Vet., Dipl.ACVD – Michigan State University, USA  
DVM, Dr.med.vet, Dipl.ACVM – University of Pretoria, South Africa  
BVSc, MSc, MMedVet (Equine Internal Medicine) – University of Pretoria, South Africa



- Dermatology
- Orthopaedics & Lameness Diagnostics
- Musculoskeletal Ultrasound
- Radiography & Radiology
- Advanced Imaging
- Internal Medicine



[facebook.com/VetPD](https://facebook.com/VetPD)



[@VetPD](https://twitter.com/VetPD)

VetPD - Veterinary Professional Development  
Candlemas, Seer Green Lane, Jordans,  
Buckinghamshire, HP9 2ST, UK

t: +44 (0) 1234 817123  
f: +44 (0) 8723 315668  
[info@vetpd.com](mailto:info@vetpd.com)  
[www.vetpd.com](http://www.vetpd.com)